

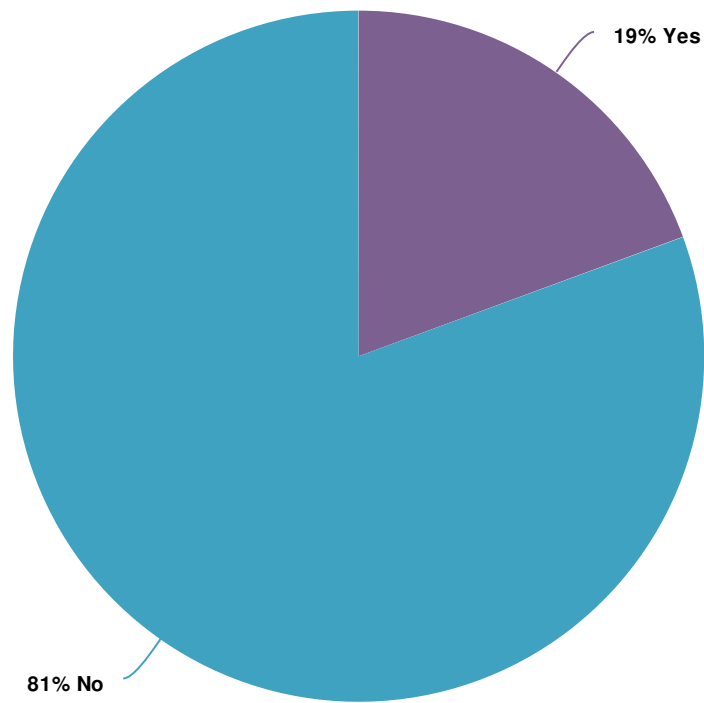
Report for Parking in your street survey - Railway Place



Response Counts



Totals: 31

1. Do you experience parking issues or challenges when parking in your street?



Value		Percent	Responses
Yes		19.4%	6
No		80.6%	25

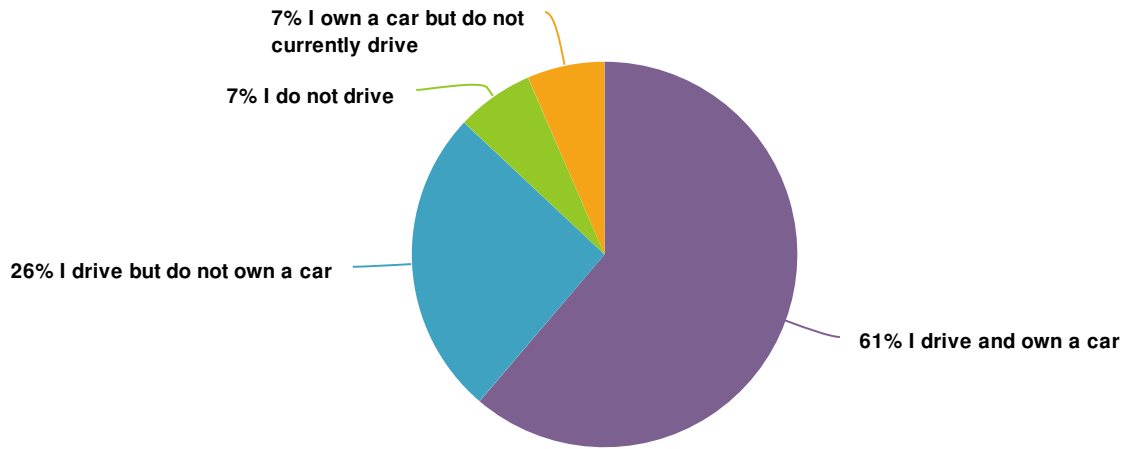
Totals: 31





2. Please rate your level of agreement with the following statements. Rate from strongly disagree to strongly agree.

	Strongly disagree	Disagree	Neither agree nor disagree	Agree	Strongly agree	Cannot say
People park their car then use public transport so there is nowhere for me to park Count Row %	2 33.3%	2 33.3%	0 0.0%	0 0.0%	1 16.7%	1 16.7%
There never seem to be any available parking spaces in my street Count Row %	0 0.0%	2 33.3%	2 33.3%	2 33.3%	0 0.0%	0 0.0%
Cars park too close across my driveway which limits my ability to get in and out Count Row %	1 16.7%	2 33.3%	0 0.0%	1 16.7%	0 0.0%	2 33.3%
There isn't enough loading and unloading in the area Count Row %	1 16.7%	2 33.3%	0 0.0%	1 16.7%	1 16.7%	1 16.7%
I need a dedicated disabled car space so there is somewhere close by to park Count Row %	3 50.0%	0 0.0%	1 16.7%	1 16.7%	0 0.0%	1 16.7%
People park their car to access the nearby activity centre/recreational ground so it is hard for me to find a space to park Count Row %	3 50.0%	2 33.3%	0 0.0%	0 0.0%	0 0.0%	1 16.7%

	Strongly disagree	Disagree	Neither agree nor disagree	Agree	Strongly agree	Cannot say
My visitors say they can never find a space to park Count Row %	1 16.7%	1 16.7%	2 33.3%	2 33.3%	0 0.0%	0 0.0%
Cars or trailers parked illegally in the street e.g unroadworthy cars or unattached trailers Count Row %	3 50.0%	1 16.7%	1 16.7%	0 0.0%	0 0.0%	1 16.7%

3. Please select the answer that applies to you.



Value		Percent	Responses
I drive and own a car		61.3%	19
I drive but do not own a car		25.8%	8
I do not drive		6.5%	2
I own a car but do not currently drive		6.5%	2

Totals: 31